



# Tourism Development of Hustai National Park of Mongolia



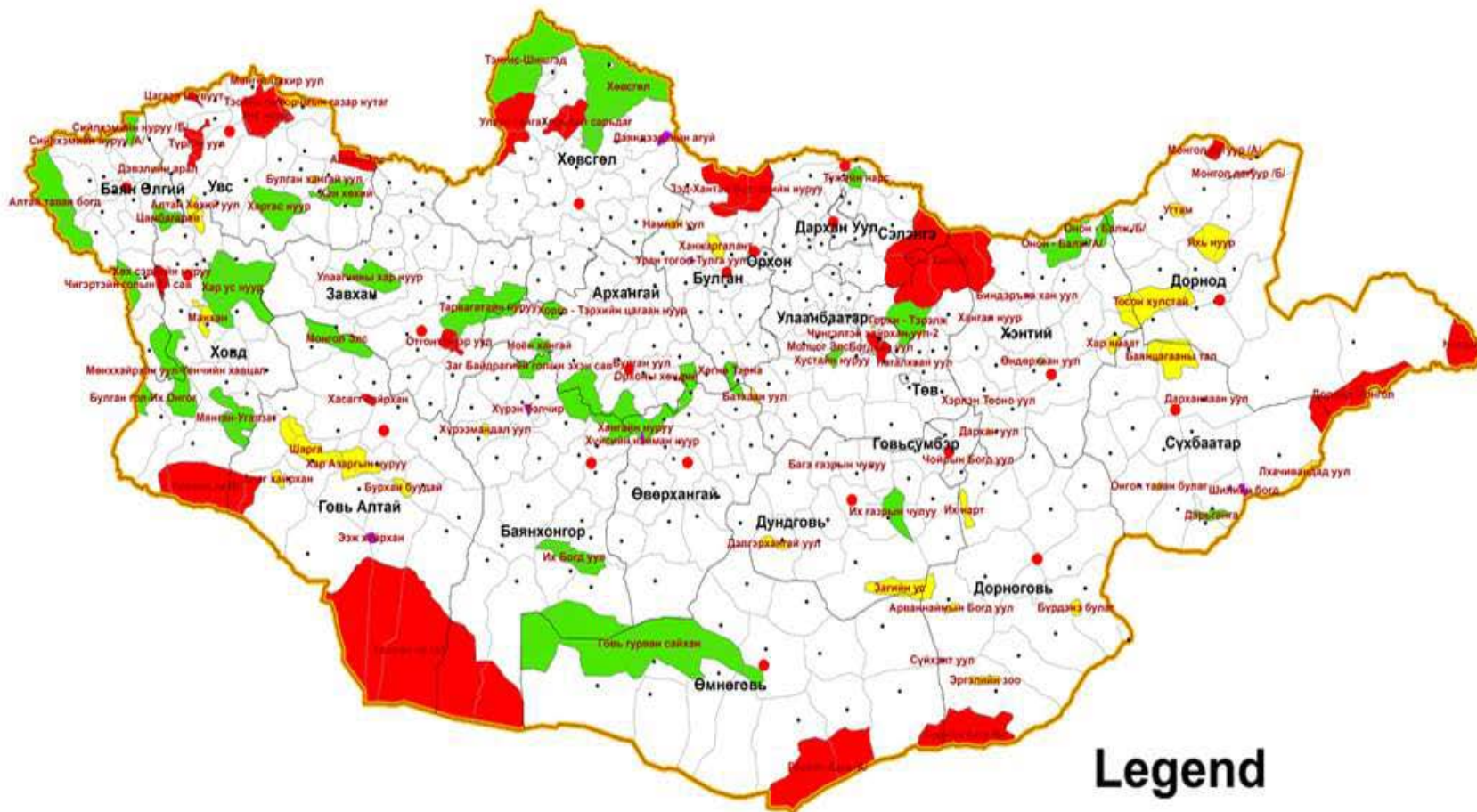
**Mr. Dashpurev Tserendeleg  
Deputy Director of  
“Hustai National Park” Trust**



**The 1<sup>st</sup> Asia Parks Congress, Sendai, Japan**

**14 November, 2013**

# MONGOLIAN SPAs' NETWORK MAP



## Legend

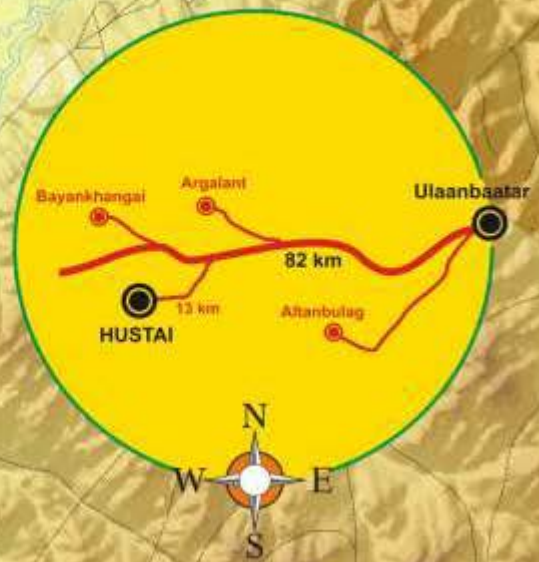
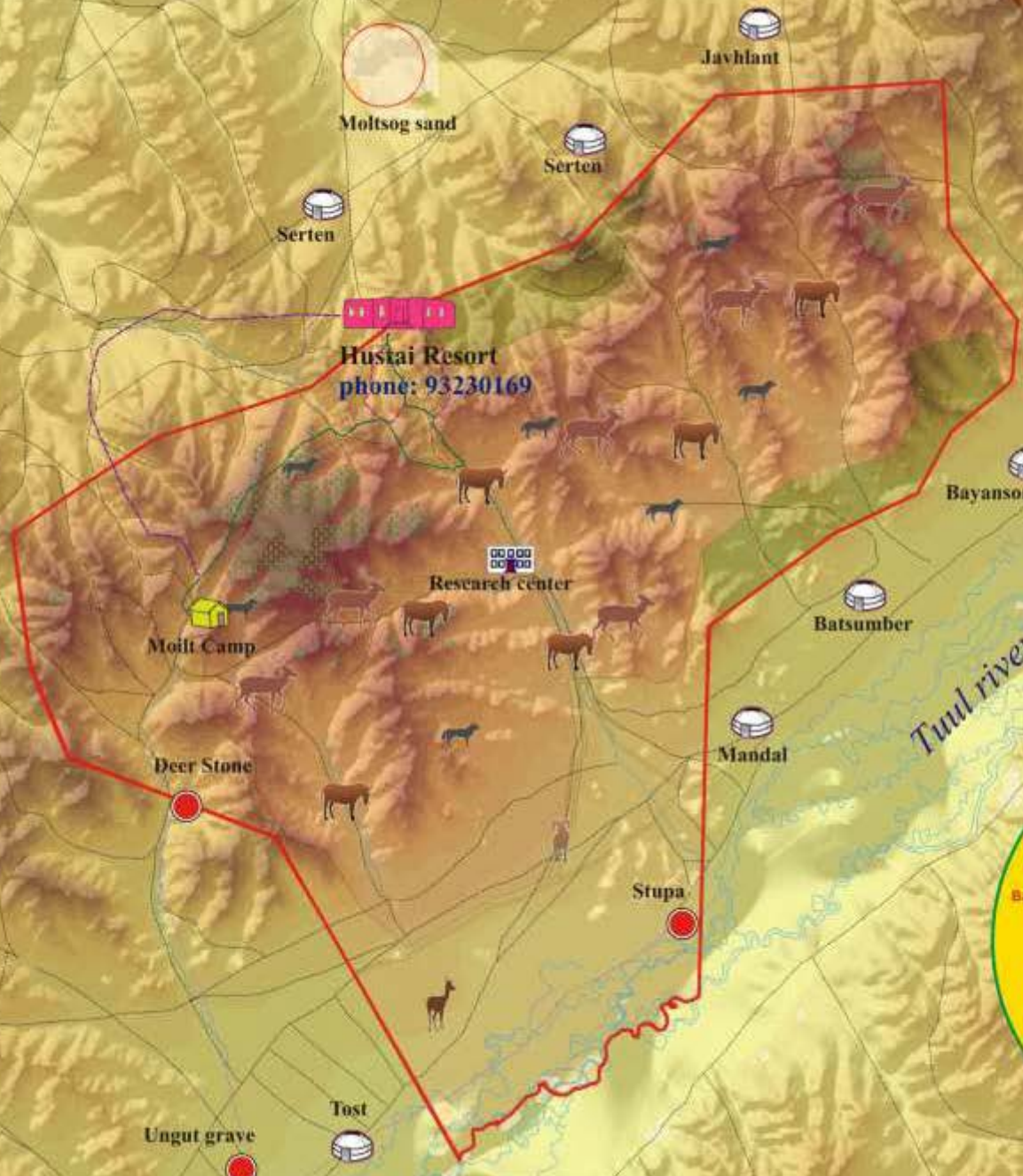
Protected area category

- Strictly Protected Area
- National Park
- Nature Reserve
- Monument

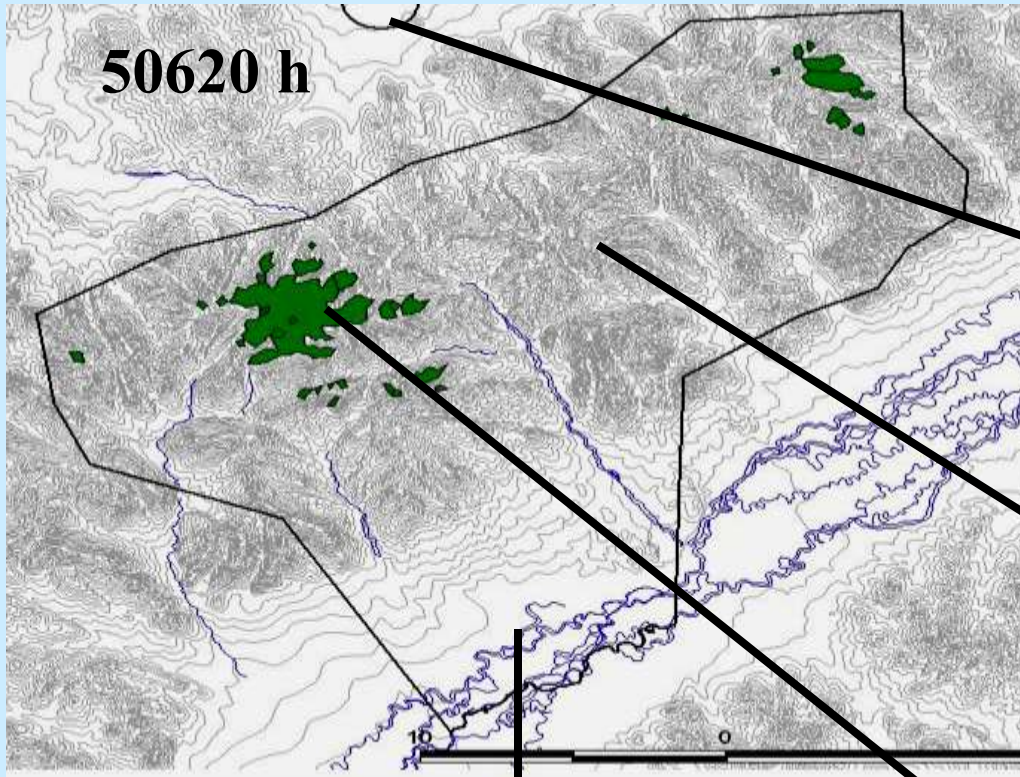
Protected area category	Number	Total area /by hectare/	Percentage
Strictly Protected Area	20	12411065.88	7.88%
National Park	32	11708727.40	7.43%
Nature Reserve	34	2958141.69	1.88%
Monument	13	126847.80	0.08%
<b>Total</b>	<b>99</b>	<b>27204782.78</b>	<b>17.27%</b>

# Hustai National Park

(50620 ha)



# HUSTAI NATIONAL PARK



# Takhi-*Equus przewalskii*



- Only living ancestor of domestic horse
- Extinct in wild around late 1960
- Reintroduction project started in 1991
- First 15 horses brought in HNP in 1992
- Total 84 horses, 5 transport, 1992-2000

30 harems, 297 Przewalski horses  
roaming freely in HNP

# WILDLIFE

46 species of mammals





**223 species of birds**



# BIRD WATCHING TRIP





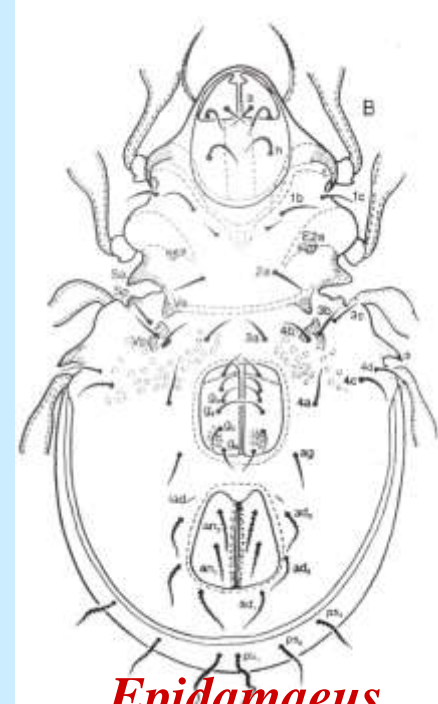
# VEGETATION



- ☯ 450 vascular plants (food-17, medical-217, honey/meliferiusos 236, poisonous-43)
- ☯ 85 species of lichens
- ☯ 90 species of moss
- ☯ 33 species mushrooms (fungi)
- ☯ Birch forest covers 1850 ha

# FLOWER TRIP





**Over 400 species of insects**


*Epidamaeus  
khustaiensis*



**2 species of amphibian, 3 species of reptile**

**16 species of fish**

# Historical and Archaeological sites of HNP



“Ungot” grave site

belongs to V-VII century AD

**Deer Stone  
(1000 BC)**



**Hunnu grave  
(II-I century BC)**



**Turkic grave  
(V-VII century AD)**



# HNP is the only SPA managed by NGO in Mongolia



- 1993-2003 - MACNE
- Since 2003 - “Hustai National Park” Trust

**No financial support from the state budget**



**HNP was registered in Man and the Biosphere Programme, UNESCO in 2002**



**“Hustai National Park” Trust became a member of IUCN in 2007**

## MAIN ACTIVITIES

- **Conservation of the ecosystem of HNP and its historical and archaeological sites**
- **Reintroduction of Przewalski horse**
- **Research and Training**
- **Development of Ecotourism**
- **Development of Buffer zone**



# TOURISM UNIT

- **Tourism manager - 1**
- **Camp manager - 1**
- **Chef - 2**
- **Restaurant staff - 9**
- **Ger and room service - 6**
- **Guide, security and other service staff - 10**

**12 full time staff**

**18 temporary staff during high season**

**HNPT has total 58 full time staff**



# “HUSTAI” TOURIST CAMP

- 2 Flower tourist camp
- Open all year around
- 35 gers, 4 rooms
- Conference halls
- Decent showers and toilets



110 visitors during summer period

50 visitors during winter period

# “HUSTAI” TOURIST CAMP

Shower & WC

Information center,  
Conference hall,  
Souvenir shop

Restaurant, bar,  
and terrace

**9000 International visitors**  
**6000 National visitors**





“ОШЎҖ ТЭНГЭЗЭ ЭХ ДЭДЛИНГЭЭ БҮЛБӨ БҮҮ  
ИЙЛЭЖ БАЙЖ, ӨӨӨР, БҮҮ ТАХЖ БАЙЖ,  
УРМАН УРД, ТҮҮД ТАХЖИ ҮЕ ТУТАН  
УРГАЖ БУТЬС.”

Information Center

# Service

## Horse riding tour



## Souvenir shop



# “MOILT” ECOCAMP



- Open during summer period
- 2 ger, 9 wooden cabins, total 25 beds
- Restaurant
- Outdoor shower

# COMMUNITY BASED TOURISM



- 28 herders' communities
- 6 communities run CBT
- 10000 USD income











# Mini Naadam



# Nomadic Journey





# TOURIST NUMBERS

## (last 8 years)

Year	2006	2007	2008	2009	2010	2011	2012	2013 (Oct 15)
Foreign	8,261	8,169	6,578	6,000	8,480	9,200	9,350	9,150
National	5,128	5,617	4,538	3,419	4,700	5,200	6,350	6,100
Total	13,389	13,786	11,116	9,419	13,180	14,400	15805	15,250

- Average 550000 foreign visitors
- 80000-100000 real tourists
- 10% visits to Hustai National Park
- 50% of visitors stay overnight
- Tourists from 54 countries
- 110 Tour operators

- USA ● France ● Germany ● The Netherlands ● Japan ● Italy ● Korea
- Switzerland ● Taiwan ● Australia ● Sweden ● China ● Russia ● Singapore

# HNPT's FINANCIAL STATEMENT

(by USD)

	2010	2011	2012	2013* (planned)
Project financing	544,203.0	529,930.8	582,064.1	
Own income	456,272.2	543,715.3	550,669.3	554,914.3
<b>Total income</b>	<b>1,000,475.2</b>	<b>1,073,646.1</b>	<b>1,132,733.4</b>	<b>554,914.3</b>
<b>Total expenditure</b>	<b>951,030.2</b>	<b>986,033.8</b>	<b>1,074,274.3</b>	<b>553,500.0</b>
<b>Net Profit</b>	<b>49,444.98</b>	<b>87,612.29</b>	<b>58,459.14</b>	<b>1,414.29</b>

- around 80% of total income comes from tourism activity

# In future...

- Consider our tourism capacity carefully
- Be more green and eco
- Focus on quality not quantity

- Develop winter tourism
- Improve tourism facilities
- Increase own souvenir products
- To be more Accessible





**Thanks a lot !**

